



Welcome to SHPS Phonics Parent Workshop 2025

Reception and Year 1

Aims of the session

- To discover what RWI is (the scheme we use to teach phonics).
- To find out about how your child learns to read in school.
- To learn how you can support with reading and phonics at home.




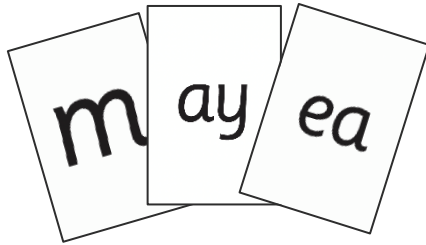
Teach a child to read and keep that child reading and we will change everything.

And I mean everything.

Jeanette Winterson

What is Read, Write Inc?

‘Read, Write Inc.’ is a literacy programme by Ruth Miskin. It meets the demands of the national curriculum for reading. We just use the reading part of the scheme here at Somers Heath, but incorporate elements of the writing part of the scheme within our English lessons.



Progress groups

Group children by phonic stages.

Teach to the group's challenge level.

Re-assess all children every half term.

Group children by their progress in word reading and fluency.

Make friends with Fred!



What is phonics?

Phoneme (sounds)

Grapheme (letters which make up a sound)

m	a	t
---	---	---

mat

sh	i	p
----	---	---

ship

demonstrate, containing, roamed, trivial, injured,
whimper

Speed Sounds Set 1

Consonant sounds – stretchy

f	l	m	n	r	s	v	z	sh	th	ng nk
---	---	---	---	---	---	---	---	----	----	----------

Consonant sounds – bouncy

b	c k	d	g	h	j	p	qu	t	w	x	y	ch
---	--------	---	---	---	---	---	----	---	---	---	---	----

Vowel sounds – bouncy

a	e	i	o	u	ay	ee	igh	ow
---	---	---	---	---	----	----	-----	----

Vowel sounds – stretchy

Vowel sounds – stretchy

oo	oo	ar	or	air	ir	ou	oy
----	----	----	----	-----	----	----	----

Pure Sounds (ruthmiskin.com)

**Please search Ruth Miskin Pure Sounds
online to hear the sounds.**

Speed Sounds Set 2

Consonant sounds – stretchy

f	l	m	n	r	s	v	z	sh	th	ng
										nk

Consonant sounds – bouncy

b	c	d	g	h	j	p	qu	t	w	x	y	ch
	k											

Vowel sounds – bouncy

a	e	i	o	u	ay	ee	igh	ow
---	---	---	---	---	----	----	-----	----

Vowel sounds – stretchy

Vowel sounds – stretchy

oo	oo	ar	or	air	ir	ou	oy
----	----	----	----	-----	----	----	----

Speed Sounds Set 3

Consonant sounds

f	l	m	n	r	s	v	z	sh	th	ng
ff	ll	mm	nn	rr	ss	ve	zz	ti		nk
ph	le	mb	kn	wr	se		s	ci		
					c		se			
					ce					

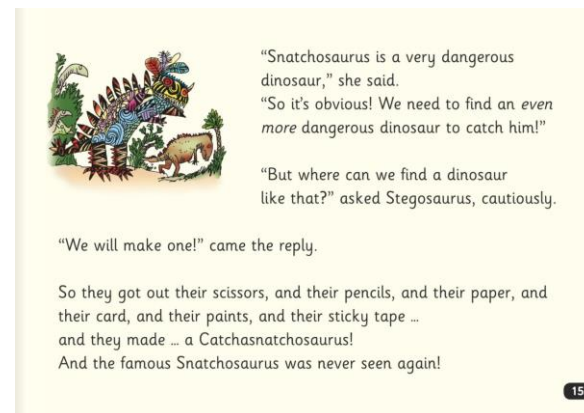
b	c	d	g	h	j	p	qu	t	w	x	y	ch
bb	k	dd	gg		g	pp		tt	wh			tch
	ck				ge							
	ch				dge							

Vowel sounds

a	e	i	o	u	ay	ee	igh	ow
	ea				<u>a-e</u>	<u>e-e</u>	<u>i-e</u>	<u>o-e</u>
					ai	y	ie	oa
						ea	i	o
						e	y	

oo	oo	ar	or	air	ir	ou	oy	ire	ear	ure
<u>u-e</u>			oor	are	ur	ow	oi			
ue			ore		er					
ew			aw							
			au							

Two reads



When the book comes home, the children should be able to read most of it and you will be able to give them lots of praise.

Please note- not all children will receive a phonics books this depends on their groups.

'Special Friends', 'Fred Talk'

1.6

ship

"Get off **my** ship!" **said** Black Hat Bob.

"**No,**" **said** Red Hat Rob.

"**I** will not."



Red Words

I

said

This is Red Hat Rob.



“I will grab that cash box,” he said.

Unfortunately, for red words phonics cannot be used.
These are words that we need to learn by sight.

If your child does not know a red word, do not ask them to sound it out – just tell them what it says.

Example – you, was and some.

Alien words

Alien words are nonsense words that include the sounds learnt.

Reading these correctly demonstrates the sound can be applied in any context.

Children learn alien words during phonics lessons.

Practice sheet: Pseudo words


ot




vap



osk



ect



Year 1 Phonics Screening Check

The Government require all Year 1 children to complete a Phonics screening check. This takes place in June.

The test consists of 40 words to read and 32 is usually a pass. Any Year 1 children that do not pass will re-sit the test in Year 2.

Practice sheet: Real words

in

at

Practice sheet: Pseudo words

ot



vap




Teach spelling using Fred Fingers




Writing with the simple code

Write a wanted poster

Wanted:
Red Hat Rob



Hee has a red hat.
Hee has a blue jacket.
Hee has a I Patch.
Hee is fool. Hee has a
fether in his hat.
Hee is vishous. Hee has
a sword. Hee has a
angry face. Hee has
a cash box and
wantd to get it.



Phonics in school



When learning in school each day we:

1. Practice the new sound
2. Practice reading the Green words linked to that sound.
3. Spell some words using our new sound
4. Then practice reading some alien words.

Phonics in school



We then move onto the storybook part of our lesson. Across the week activities include:

1. Reading the story green words and discussing the meaning.
2. Practicing the red words
3. Practicing the story green and red words with partners.
4. Sharing the book with partners and teachers.

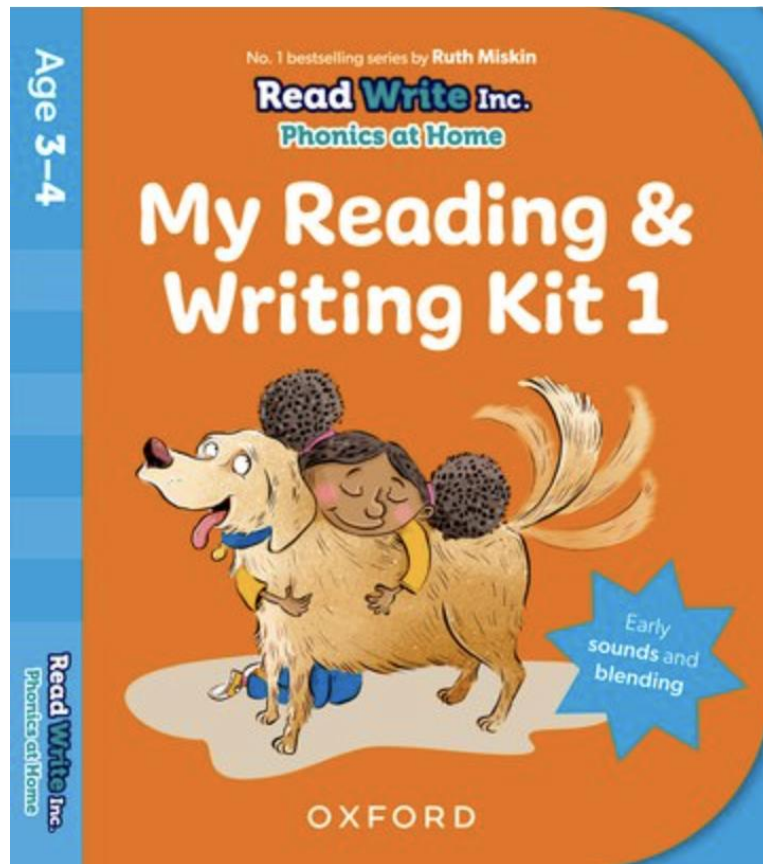
Reading the phonics storybook at home – what should this look like?

Video:

<http://schools.ruthmiskin.com/training/view/b1FWNWV8/KfeTV4gK>

Read Write Inc.

My Reading and Writing Kit





At five years old:

Never read to - 4,622 words

1-2 times a week - 63,570 words

3-5 times a week - 169,520 words

Daily - 296,600 words

Five books a day - 1,483,300 words

Science Daily (2019)

<https://www.sciencedaily.com/releases/2019/04/190404074947.htm>



The number and quality of the conversations they have with adults and peers throughout the day in a language-rich environment is crucial.

The reading framework
Teaching the foundations of literacy
DfE, July 2023

Talk with children

Cooking:


ingredients, heavy, light, knead, yeast, dough, temperature, moisture, creamy, whisk...

Walks:

narrow, wide, curved, symmetrical, mottled, speckled, spiky, sharp, thorn...

Choose the best stories for your storytime

Old and gold



New and bold



Engagement: love each story

Share your love and enthusiasm for the story.

Reading aloud is transformational

Being read *to* is the most powerful predictor of a child's future reading comprehension.

What can I do?

1. Use pure sounds rather than letter names.
2. Use Fred Talk to help your child to read and spell words.
3. Listen to your child read their Storybook every day.
4. Read stories to your child every day.

Online resources available

Ruth Miskin Families Page:

<https://www.ruthmiskin.com/parentsandcarers/>

Ruth Miskin Facebook:

<https://www.facebook.com/miskin.education>

Free e-books for home reading:

<http://www.oxfordowl.co.uk/Reading/>



Reading feeds the imagination. It expands horizons and offers new and exciting ways of seeing and making sense of our lives and of the world around us.

Michael Morpurgo

You will now get to read with your child...

Here are some steps to follow:

1. Read the sounds at the front of the book.
2. Read the **green** words in front or back of the book while pointing to them. Discuss unknown words.
3. Read the **red** words in the front or back of the book while pointing to them. Discuss unknown words.
4. Read through the book with your child, at least twice, taking it in turns to read a page each.
5. Discuss the questions at the end of the book with your child.